

NEXT PHASE LEISURE

THE HOLIDAY PARK EXPERTS



SOLAR RANGE FOR MODULAR HOMES 2022/23

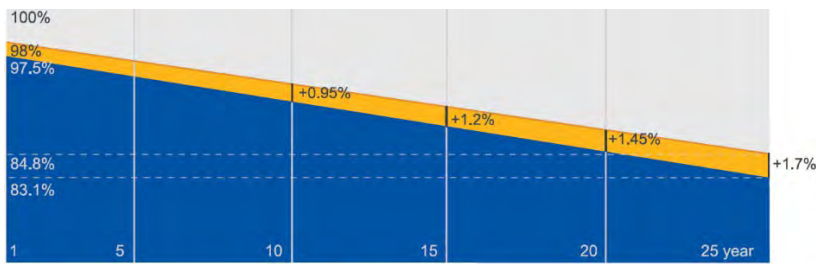
03300 552178
info@nextphaseleisure.co.uk
www.nextphaseleisure.co.uk

Solar Structures MH Solar Panel | Half Cell Module Solar Panels

- Advanced module technology delivers superior module efficiency - M6 Gallium - doped water - 9 - busbar Half-cut Cell
- Excellent outdoor power generation performance
- High module quality ensures long-term reliability

12 YEAR PRODUCT WARRANTY

25 YEAR WARRANTY FOR EXTRA LINEAR POWER OUTPUT

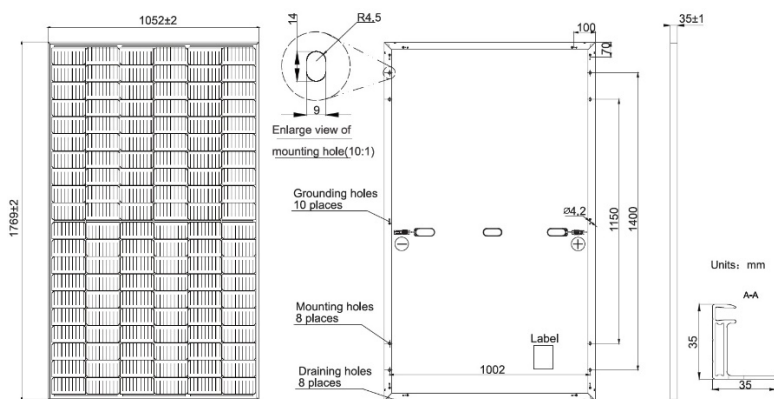


■ New linear power warranty ■ Standard module linear power warranty

21.2% MAX MODULE EFFICIENCY
0~+5W POWER TOLERANCE
<25 FIRST YEAR POWER DEGRADATION
0.55% YEAR 2-25 POWER DEGRADATION
HALF CELL LOWER OPERATING TEMP

COMPLETE SYSTEM & PRODUCT CERTS
IEC 31215, IEC 61730, UL 61730
ISO 9001:2008 ISO QMS
ISO 14001:2004: ISO EMS
OHSAS 18001:2007 OH&S

Mechanical Parameters



FRAME - Anodized aluminium alloy frame

WEIGHT - 23.3kg

DIMENSIONS - 2094 X 1038 X 35 mm

CELL ORIENTATION - 144 (6X24)

JUNCTION BOX - ip68, three diodes

GLASS - single glass, 3.2mm coated tempered glass

PACKAGING -30pcs p pallet / 150pcs p 20'GP / 660pcs per 40' HC

OUTPUT CABLE - 4mm², positive 400 / negative 200mm length can be customized

OPERATING PARAMETERS

Maximum System Voltage	DC1500V (IEC/UL)
Maximum Series Fuse Rating	20A
Voc ans Isc Tolerance	±3%
Protection Class	Class II
Operational Temperature	40°C ~+ 85°C
Power Output Tolerance	0~+5W
NOCT	45±2°C
Fire Rating -	UL Type 1 or 2

ELECTRICAL CHARACTERISTICS AT STC:AM1.5 1000w/M² 25°C

Power Class	430	435	440	445	450	455	460
Max Powe (Pmax/W)	430	435	440	445	450	455	460
Open Circuit Voltage (Voc/	48.5	48.7	48.9	49.1	49.3	49.5	49.7
Short Circuit Current (Isc/A	11.31	11.39	11.46	11.53	11.6	11.66	11.73
Voltage at Max Power (Vm	40.7	40.9	41.1	41.3	41.5	41.7	41.9
Current at Max Power (Im	10.57	10.64	10.71	10.78	10.85	10.92	10.98
Module Efficiency (%)	19.8	20	20.2	20.5	20.7	20.9	21.2

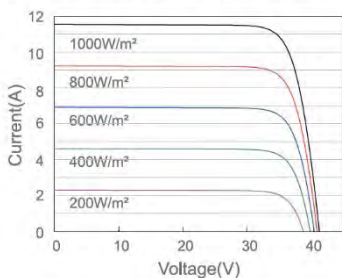
MECHANICAL LOADING

Front Side Max Static Loading	5400Pa
Rear Side Max Loading	2400Pa
Hailstone Test	25mm Hailstone at the speed of 23m/s

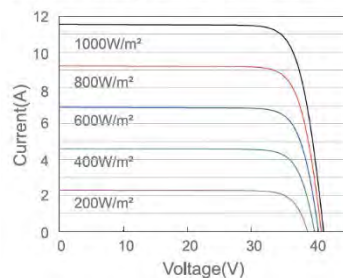
TEMPERATURE RATINGS (stc)

Temperature coefficient of ISC	+0.048%/°C
Temperature coefficient of Voc	-0.270%/°C
Temperature of coefficient of Pmax	-0.350%/°C

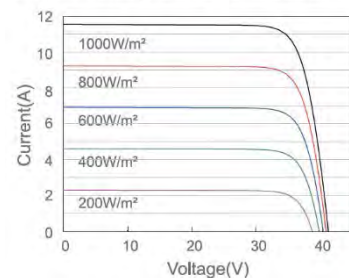
Current-Voltage Curve JAM60S20-380/MR



Current-Voltage Curve JAM60S20-380/MR



Current-Voltage Curve JAM60S20-380/MR



Solar Structures SESI5 | Solar Energy Storage Inverters



- Uninterrupted power supply, 20ms
- 5KW backup to support more important loads
- With shifting and peak shaving capabilities friendly to grid
- Multiple working modes to make maximise self-consumption, increase benefit,
- Higher charge-discharge efficiency, improving the economic benefits
- Compatible with lithium & lead acid batteries, increased choice in different markets
- Fanless Design, long lifespan
- Intelligent BMS function, improving battery's reliability
- With High-frequency isolation technology, making system safer and long lifespan
- 24-hour fully intelligent energy management, Real-time grasp of PV Plant Status
- Remotely control & upgrade function, making digital power plant maintenance at your fingertips

INPUT DC (PV SIDE)	
Max input power	8KW
Max input voltage	600V
Rated Voltage	330V
Start up voltage	120V
MPPT voltage range	90-520V
Max short circuit current	17.2A/17.2A
Max input current	11A/11A

OUTPUT AC (BACK UP)	
Rated output power	5kW
Max apparent output power	6kVA
Back-up switch time	<20ms
Rated Output Voltage	1/N/PE,220/230V
Rated Frequency	50/60Hz
Rated Output Current	22A
THDv	20% Linear Load

EFFICIENCY	
Max efficiency	>97.5%
EU Efficiency	>96.8%

PROTECTION	
Ground fault monitoring	Yes
Integrated AFCI	Optional
DC reverse-polarity protection	Yes
Protection class / OVC	I/II
MC4 Connector, Quick plug, LCD screen Wi-Fi	

BATTERY	
Battery Type	Li-ion/lead acid
Battery Voltage Range	42-58V
Battery Capacity	50-2000ah
Max Charging Power	5KW
Max Charge/Discharge	100A/100A
Communication	CAN/RS485

OUTPUT AC (GRID SIDE)	
Rated output power	5kW
Max apparent output power	5.5kW
Rated grid voltage	1/N/PE,220/230V
Rated grid frequency	50/60Hz
Rated grid output current	21.7A
Max output current	23.9A
Power Factor	>0.99 (0.8 leading - 0.8 lagging)
THDv	2%(linear Load)

GENERAL DATA	
Dimensions W*H*D	333x505x249mm
Weight	17kg
Topology High-frequency isolation (for battery)	
Operating ambient temperature	-20~+60C
Ingress protection / Pollution degree IP65/PD3	
Cooling Concept	Natural Convection
Max operation altitude	2000m
GRID - EN50438,G98,G99,AS4777.2:2015, CEIO-21	
VDE0126-1-1,IEC61727, VDE N4105 CE - SAFETY	
IEC62040-1,IEC62109-1/-2, AS3100, NB/T32004	

Solar Structures SSB200 | Low Voltage Batteries



The Solar Structures SSB200 is a high-performance scalable, Low-voltage battery storage module

- **LONG LIFE**
Rated Life span or more than 6000 cycles
- **EXPANDABLE**
Storage capacity is expandable to 20.48 kWh
- **HIGH EFFICIENCY**
98% charge / discharge efficiency
- **EASY INSTALLATION**
Easy, plug-and-play installation
- **90% Depth of Discharge**
Wide Temperature Tolerance, CAN/RS485 Communication Low Voltage

Nominal Capacity (kWh)	5.12
Nominal Voltage (V)	51.2
Operating Voltage Range (V)	44.5-58.2
Depth of Discharge (%)	90
Roundtrip Efficiency (%)	>99%
Nominal Charge Current (A)	100
Nominal Discharge Current (A)	100
Max Charge Current (A) (30s)	105
Max Discharge Current (A) (30s)	150
Charge / Discharge Efficiency (%)	98%
Operating Temperature (C)	Minus 10-50C
Storage Temperature	Minus 20-60C
Humidity (%)	4%-100% condensing
Protection level	IP21
Cycle Life	>6000
Safety	CE, RCM, (IEC62619) UL1973, ROHS
EMC	IEC-61000-6-1/3
UN Number	UN3840
Weight	49 kg
Dimensions HXWXD mm	600x342x207



**NEXT
PHASE
LEISURE**

THE HOLIDAY PARK EXPERTS

Next Phase Leisure
Woodland Holiday Park
Trimingham
NR11 8QJ

03300 552178
info@nextphaseleisure.co.uk
www.nextphaseleisure.co.uk